

# Stop and Watch Early Warning Tool


## What is Stop and Watch?

An early warning communication tool that Certified Nursing Assistants (CNAs) or any other personnel (housekeeping, dietary, family members, volunteers) can use to alert a nurse if they notice something different in a resident's daily care routine.

## When should Stop and Watch be used?

Any time a change in condition is identified while caring for or observing a resident.

**Stop and Watch**  
**Early Warning Tool**



If you have identified a change while caring for or observing a resident, please **circle** the change and notify a nurse. Either give the nurse a copy of this tool or review it with her/him as soon as you can.

<b>S</b>	Seems different than usual
<b>T</b>	Talks or communicates less
<b>O</b>	Overall needs more help
<b>P</b>	Pain – new or worsening; Participated less in activities
<b>a</b>	Ate less
<b>n</b>	No bowel movement in 3 days; or diarrhea
<b>d</b>	Drank less
<b>W</b>	Weight change
<b>A</b>	Agitated or nervous more than usual
<b>T</b>	Tired, weak, confused, or drowsy
<b>C</b>	Change in skin color or condition
<b>H</b>	Help with walking, transferring, toileting more than usual

\_\_\_\_\_  
Name of Resident

\_\_\_\_\_  
Your Name


Reported to \_\_\_\_\_ Date and Time (am/pm)


Nurse Response \_\_\_\_\_ Date and Time (am/pm)

\_\_\_\_\_  
Nurse's Name

©2012 Florida Atlantic University

## How to use Stop and Watch:


 **PAPER:** Circle the change, write the name of the resident along with your name, and alert a nurse. Give the nurse a copy of this tool or review it with her/him and place a copy of the tool in the facility's designated area.

 **ELECTRONIC:** Document the change in condition per your facility's policy and procedure and **verbally** inform the nurse.

## Why use Stop and Watch?

- Promotes communication with other team members
- May prevent a hospital transfer and improve the overall level of care
- Improves resident safety

## Make sure that Stop and Watch is complete:

 Circle the change that is most closely related to the change you observed.

If using the paper form, it should be signed by a person reporting a change in condition and by the nurse receiving the information.